

Powerful apps for smarter operations

USD (\$) Pricing Guide

Complete guide for pricing and licensing of all apps and packs.

With over 70 innovative apps, we enhance your system's capabilities, helping you maximize efficiency and unlock the potential of your Business Central solution.

Table of contents

→ About our app pricing	Page 4-5
→ Foundation Pack	Page 6-7
→ Finance Apps	Page 8
→ Administration Apps	Page 9-10
→ Inventory & Warehousing Apps	Page 11
→ Project Management Apps	Page 11
→ Manufacturing Apps	Page 12
→ Supply Chain Apps	Page 13-14

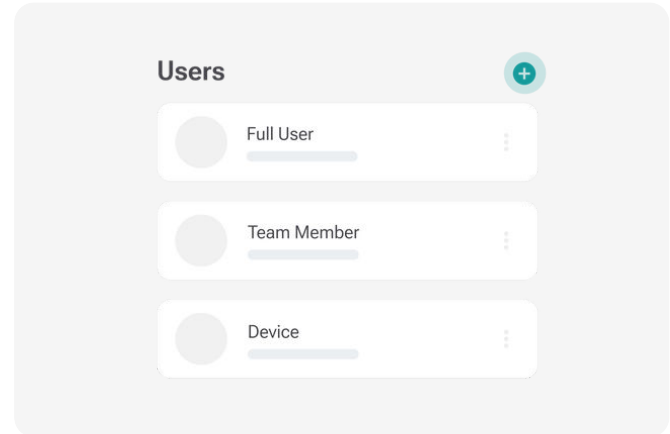
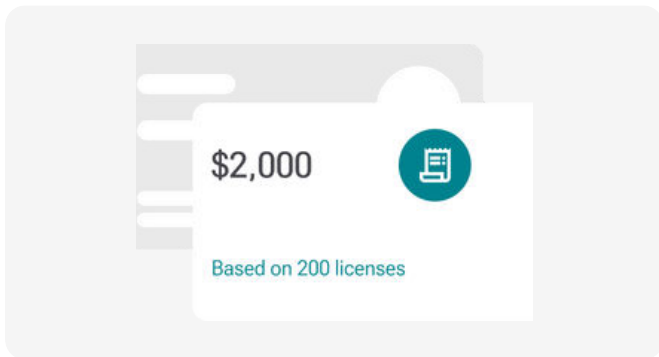
About our app pricing

Subscription model

Our licensing model is based on a per-user, per-month structure. Subscriptions are billed monthly and calculated on the total number of enabled users with the following Microsoft Dynamics 365 Business Central licenses:

- Full User (Essential or Premium)
- Team Member
- Device

Each app has a different price level for Full User, Team Member, and Device, aligned with Microsoft's licensing structure.



Simple, transparent billing

By aligning with Business Central's licensing, we keep app costs consistent across your organisation and simplify quoting.

You can easily estimate monthly costs by combining Business Central's pricing with the Fenwick Apps your business needs. This approach removes the need to track individual usage.

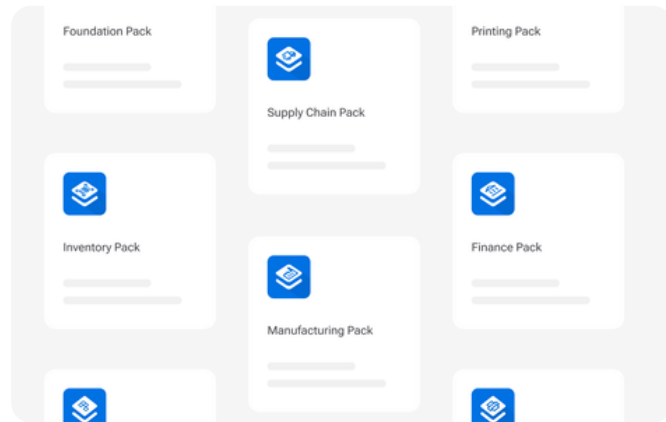
About our app pricing



App packs & discounts

We also offer app packs that deliver greater value by bundling essential tools together. These packs are priced at up to 50% less than purchasing each app individually, making them a cost-effective way to expand your system's functionality.

If you're purchasing multiple apps or have a large number of users, please contact us to discuss pricing options tailored to your needs.



Trial with confidence, pay your way

You can try any Fenwick App free for 30 days via AppSource, giving you time to assess fit before committing.

Subscriptions are available in USD, EUR, GBP, or AUD, providing flexibility to suit your business and billing preferences.

More information

For more information on our app pricing, please scan the QR code below or visit fenwick.app/pricing



Full User

 Billed per user
per month

Device User

 Billed per user per
month

Team Member

 Billed per user per
month

Foundation	Department	Availability			
Foundation Pack		International	8.00	4.00	2.00
ABN Validator	Finance	Australia Only	1.10	0.44	0.22
Advanced Bank Reconciliation	Finance	International	1.10	0.44	0.22
Advanced Default Dimensions	Finance	International	1.10	0.44	0.22
Advanced General Ledger	Finance	International	1.10	0.44	0.22
Advanced Prepayments	Finance	International	1.10	0.44	0.22
Australian BAS Improvements	Finance	Australia Only	1.10	0.44	0.22
Better Role Centers	Administration	International	1.10	0.44	0.22
Cloud Companion for Outlook	Administration	International	1.10	0.44	0.22
Company Setup Toolkit	Administration	International	1.10	0.44	0.22
eBanking - Advanced EFT	Finance	Australia Only	1.10	0.44	0.22

Full User
Billed per user
per month

Device User
Billed per user per
month

Team Member
Billed per user per
month

Foundation Pack - Continued	Department	Availability			
Good Looking Documents	Supply Chain	International	2.20	0.88	0.44
IT Admin Toolkit	Administration	International	1.10	0.44	0.22
Receivables - Payables	Finance	International	1.10	0.44	0.22
Sell-to-Buy-from	Supply Chain	International	1.10	0.44	0.22

Full User

 Billed per user
per month

Device User

 Billed per user per
month

Team Member

 Billed per user per
month

Finance Apps		Department	Availability			
Finance Pack			International	4.00	1.60	0.80
	Advanced Approvals	Finance	International	2.20	0.88	0.44
	Cash Flow Statement	Finance	International	2.20	0.88	0.44
	Dimension Updater	Finance	International	2.20	0.88	0.44
	G/L Expected Cost Posting	Finance	International	1.10	0.44	0.22
Australian Payment Reporting Times		Finance	Australia Only	2.20	0.88	0.44
eBanking - BPAY		Finance	Australia Only	2.20	0.88	0.44
eBanking - Direct Debit		Finance	Australia Only	1.10	0.44	0.22
Multiple Entity Operations		Finance	International	15.00	6.00	3.00

Full User

 Billed per user
per month

Device User

 Billed per user per
month

Team Member

 Billed per user per
month

Administration Apps	Department	Availability			
Administration Pack		International	6.60	2.70	1.40
Alerts	Administration	International	3.30	1.40	0.66
Attach-It	Administration	International	2.20	0.88	0.44
Data Integrator for Cloud Storage	Administration	International	1.10	0.44	0.22
Discontinued Master Data	Administration	International	1.10	0.44	0.22
Field Security +	Administration	International	2.20	0.88	0.44
Sign-It with DocuSign	Supply Chain	International	2.20	0.88	0.44
SMS Integrator	Administration	International	1.10	0.44	0.22

Full User

 Billed per user
per month

Device User

 Billed per user per
month

Team Member

 Billed per user per
month

Administration Apps - Continued
Department
Availability
Printing Pack

International

Apps billed separately. See app details for pricing
Print-It with Cloud Companion

Administration

International

First 1000 prints are 5.00 then 0.0025 per print per month

Print-It with Software Cloud

Administration

International

First 1000 prints are 5.00 then 0.0025 per print per month

Label-It

Supply Chain

International

Free with Print-It with Software Cloud

Data Integrator for Power Automate SFTP

Administration

International

1.10

0.44

0.22

Interface Controller

Administration

International

3.30

1.40

0.66

Print-It with DocOrigin

Administration

International

First 1000 prints are 5.00 then 0.0025 per print per month

Full User
Billed per user
per month

Device User
Billed per user per
month

Team Member
Billed per user per
month

Inventory Apps	Department	Availability			
-----------------------	-------------------	---------------------	--	--	--

Inventory Essentials Pack		International	2.20	0.88	0.44
Advanced Inventory	Inv & Warehousing	International	1.10	0.44	0.22
Advanced Item Availability	Inv & Warehousing	International	1.10	0.44	0.22
Advanced Item Planning	Inv & Warehousing	International	1.10	0.44	0.22
Easy Item Tracking	Inv & Warehousing	International	1.10	0.44	0.22

Project Management Apps	Department	Availability			
--------------------------------	-------------------	---------------------	--	--	--

Professional Services	Project Management	International	5.00	2.00	1.00
------------------------------	--------------------	---------------	------	------	------

Full User

 Billed per user
per month

Device User

 Billed per user per
month

Team Member

 Billed per user per
month

Manufacturing Apps		Department	Availability			
Manufacturing Pack			International	6.60	2.70	1.40
Advanced Manufacturing Reports	Manufacturing	International	2.20	0.88	0.44	
Advanced Standard Cost	Manufacturing	International	2.20	0.88	0.44	
Advanced Subcontracting	Manufacturing	International	1.10	0.44	0.22	
Detailed Overheads	Manufacturing	International	2.20	0.88	0.44	
Dynamic Production Setup Times	Manufacturing	International	2.20	0.88	0.44	
Item Configurator	Manufacturing	International	1.10	0.44	0.22	
Production Scheduler	Manufacturing	International	2.20	0.88	0.44	
Shop Floor Execution	Manufacturing	International	1.10	0.44	0.22	
Drag & Drop Production Scheduler	Manufacturing	International	3.30	1.40	0.66	
Item Configurator Plus	Manufacturing	International	3.30	1.40	0.66	

Full User

 Billed per user
per month

Device User

 Billed per user per
month

Team Member

 Billed per user per
month

Supply Chain Apps	Department	Availability			
Supply Chain Pack		International	5.50	2.20	1.10
Advanced Budgeting & Forecasting	Inv & Warehousing	International	2.20	0.88	0.44
Advanced Prices	Supply Chain	International	2.20	0.88	0.44
Advanced Stocktake	Inv & Warehousing	International	1.10	0.44	0.22
Back Order Management	Supply Chain	International	1.10	0.44	0.22
DIFOT Reporting	Supply Chain	International	1.10	0.44	0.22
Price by Weight	Supply Chain	International	3.30	1.40	0.66
Stock Write Offs	Inv & Warehousing	International	1.10	0.44	0.22
Cargo Import	Supply Chain	International	3.30	1.40	0.66
Deliver-It with MachShip	Supply Chain	Australia only	3.30	1.40	0.66
Deliver-It with SmartFreight	Supply Chain	International	3.30	1.40	0.66

Full User

 Billed per user
per month

Device User

 Billed per user per
month

Team Member

 Billed per user per
month

Supply Chain Apps - Continued	Department	Availability			
Deliver-It with Cario	Supply Chain	International	3.30	1.40	0.66
EDI Fusion	Supply Chain	International	3.30	1.40	0.66
EDI Fusion Scan Packing	Supply Chain	International	1.10	0.44	0.22
EDI Fusion Trading Partner	Supply Chain	International	218.00 per trading partner per month		
Netstock Importer	Supply Chain	International	2.20	0.88	0.44
Pack-It	Supply Chain	International	2.20	0.88	0.44
Pay-It with Stripe	Supply Chain	International	0.30% per transaction		
Price by Weight	Supply Chain	International	3.30	1.40	0.66
Rebates	Supply Chain	International	3.30	1.40	0.66
Street Smart	Supply Chain	International	1.10	0.44	0.22



v260421